

**SUMTER
COUNTY**

**Voter
Instructional**



William "Bill" Keen

Supervisor of Elections

(352) 569-1540

7375 Powell Rd., # 125

Wildwood, FL 34785

info@sumterelections.org

www.sumterelections.org


**DS-200
BALLOT SCANNER**



Effective July 1, 2008: All voting shall be by
marksense ballot (F.S. 101.56075).

Florida voters will now be issued a paper ballot and
use a pen to color in their ovals when selecting
their choice of candidates and/or issue(s).


Once the voter has completed their ballot, they will
insert the completed ballot into the DS-200 Ballot
Scanner.



VOTING PROCESS AT THE POLLS

Whether you decide to vote early at any one of our six (6) sites or go to your polling place on Election Day, the process will be the same.

1. Once you have gone through the initial process of showing your identification to the Inspector and you have been given your ballot:
 - You will use one of our platforms to complete your ballot.



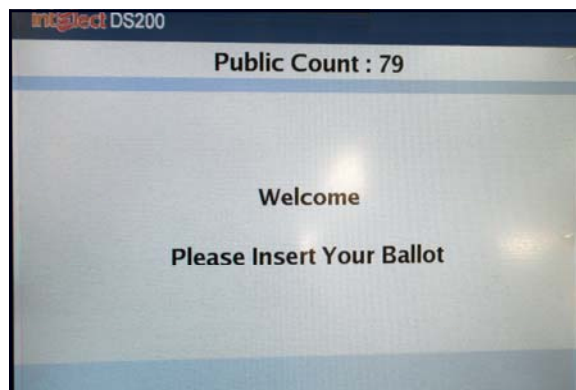
VOTING PROCESS AT THE POLLS

(continued)

Once voter finishes filling in the ovals on the ballot...

- Voter will place ballot in a secrecy sleeve.
- Voter takes ballot to the DS-200 Scanner.
- Screen should have a "Welcome" message.
- Voter gently inserts ballot under black flap where arrow is on unit's guide until machine grabs it through the scanner.

(see example 1 & 2)



Example 1

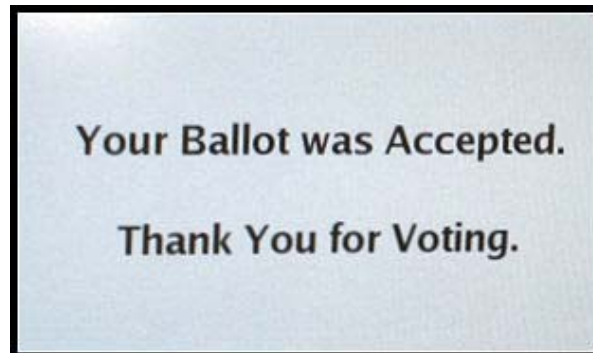
VOTING PROCESS AT THE POLLS

(continued)



Example 2

- Once the ballot has been read by the machine, you will see the following message on the screen:



VOTING PROCESS AT THE POLLS


(continued)

Your Selections on the Ballot

Pay close attention to each section. Some races allow the voter to choose more than one candidate.

If you choose not to vote for anyone or on any issue that is on your ballot, that is allowable.

On write-ins you must complete the oval next to **Write-in** and print person's name you are voting for.



VOTING PROCESS AT THE POLLS

(continued)

Overvotes on the Ballot

If you choose more than what is allowed in one or more races, the machine will alert you to only one race. (see below)



At this point, you can either Accept or Return the ballot.

If you PRESS ACCEPT, the ballot will be processed and all over voted races will not be counted since you had more than one oval filled in.

If you PRESS RETURN, the ballot will be returned and the poll worker will issue you another ballot to complete.

Note: You can not have the same one back

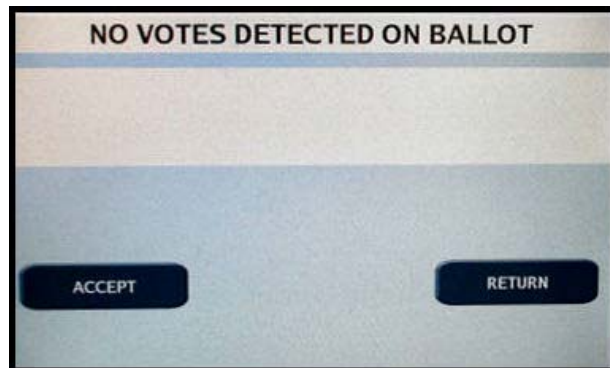
F.S. 101.5608: Any voter who spoils his or her ballot or makes an error may return the ballot to the election official and secure another ballot, except that in no case shall a voter be furnished more than three ballots.

VOTING PROCESS AT THE POLLS

(continued)

Undervotes on the Ballot

The DS-200 will **not** alert you if you undervote in a race except for a blank ballot.



If you submit a blank ballot, you can either press **Accept** or **Return**.

If you PRESS ACCEPT, the ballot will be processed as a blank ballot.

If you PRESS RETURN, the ballot will be returned to the voter for completion. After choices have been made on the ballot, the voter will insert the ballot into the DS-200.

F.S. 101.5608: Any voter who spoils his or her ballot or makes an error may return the ballot to the election official and secure another ballot, except that in no case shall a voter be furnished more than three ballots.

VOTING PROCESS AT THE POLLS

(continued)

After the DS-200 has accepted your ballot, a poll worker will give you a sticker that indicates you have voted.

Please Note: No voter in the state of Florida will be handed a receipt for voting.

info@sumterelections.org
www.sumterelections.org

Bushnell Annex
900 N. Main St.
Bushnell, FL 33513
(352) 569-1540
(Temporary location)

**The Villages Sumter
County Service Center**
7375 Powell Rd. #125
Wildwood, FL 34785
(352) 569-1540

MONDAY-FRIDAY: 8:00am-5:00pm

